



MULTIEXTENDER

A6

VERSION: 220121
Page: 1/3

ALL-PURPOSE LIGHT PUTTY

DEFINITION

All-purpose lightweight polyester putty.

The main advantage in comparison with standard polyester putties is its good adhesion to both galvanised metals and to aluminium.

Its excellent adhesion is achieved maintaining all the qualities that a good putty is requested to have such as easy application, fast drying and easy sanding (beginning with P120 abrasive paper).

PHYSICAL CHARACTERISTICS

Nature:	Unsaturated polyester
Colour:	White and beige
Specific weight:	1,2 kg/l at 20°C
VOC:	25 g/l Mixing Application

AUXILIARY PRODUCTS




Hardener PBO

SUITABLE SURFACES

It may be applied on steel, aluminium, galvanised, polyester surfaces and OEM Paint.
When maximum protection is required apply on epoxy primer.
Do not apply on thermoplastic finishes and Wash Primers.

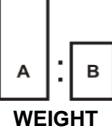






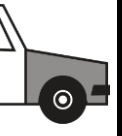
SURFACE PREPARATION

- 1 - Identify surface.
- 2 - Process:

PROCESS		Steel	Aluminium	Galvanised	Polyester UP-GFK	OEM Paint
	P80	✓	✓	✓	✓	✓
	P150	✓	✓	✓	✓	✓
	DA93	✓	✓	✓	✓	✓

1 – APPLICATION

2 – SANDING

	 WEIGHT	 100				 ORBIT				
									TIME	DISTANCE
10°C	100:2-3	7'	30'	5 min	↓	7 - 5 mm	P120	P100		
20°C				5'				25'	80 cm	P180
30°C				4'				15'	80°C	5 - 3 mm

REMARKS

Do not add more hardener than specified. Mix thoroughly.
It must be isolated before applying finish coating.
Polyester putties will not harden at temperatures under +5°C.

EQUIPMENT CLEANING

Clean putty knives with a cleaning thinner before the product hardens.

SAFETY

Follow instructions of product label. For more information check the Safety Data Sheets.
Compliant with the National Statutory Regulation for Health and Safety at Work and Waste Disposal.

STORAGE

Store the product in a ventilated place far from direct exposure to sunlight. Keep between +5°C and +30°C.

GUARANTEE

One year in unopened original packaging.

These products are for professional use only. The Safety Data Sheet should be consulted before use and the precautionary warnings on the product packaging should be observed. Its correct use, according to its purpose and respecting its technical and security data, provided in these documents, is the sole and exclusive responsibility of the user. ROBERLO S.A.U declines any liability due to the incorrect use of any product.

The information included in this documentation is based on our scientific and technical knowledge on the date of its issuance. ROBERLO S.A.U reserves the right to modify and/or discontinue all or part of the information at any time and without prior notice. It is the user's responsibility to verify the update of the information. The latest version of this document replaces all previous versions.

*All clauses contained herein apply to any future changes or modifications.
For any additional technical information please consult with our Customer Service or our Technical Department.*

SUGGESTION:

The longer it takes between sanding the putty and applying the primer filler the better will be the finish.